



# Olive Tree

For Hyperion Ensemble

**1A** Cue for Strings, Piano & Percussion

Col Legno, Sul Ponticello  
\* Play as close as possible to the bridge  
\* Block the strings with your Left Hand

Violin

Viola

Violoncello

Piano

Block 7-8 of the lowest strings with your right hand and play them: \_\_\_\_\_

continue in this manner

play those (blocked) keys with left hand

10-20 sec.

Metal Sheet (play with hands)

Percussion

*pp*

- 1B - Cue for Bcl, Fagg, Tbn to enter

Violin

Viola

Violoncello

1B

\* Make some stops here and there, to listen.

Play very low Cluster together

Bass Clarinet in B $\flat$

Bassoon

Trombone

TBN INSERT:

Bassoon - answer the TBN INSERT with little "lips" gliss:

"Pedal Tone"

Alternate  $\updownarrow$  Play the "Pedal Tone", insert the gliss phrase sometimes, then go back to cluster with bas+bcl.

1

(Piano & Perc. continue)

Piano

Block 7-8 of the lowest strings with your right hand and play them:

continue in this manner

play those (blocked) keys with left hand

Percussion

10-20 sec.

Metal Sheet (play with hands)

*pp*

IC

Violin

Viola

Violoncello

Sul Pont. Little melody, a soft little whine..

Long, around 30 seconds

*pp*

*mp*

IB

(Bass Clarinet, Bassoon & Trombone Continue)

\* Make some stops here and there, to listen.

Play very low Cluster together

Bass Clarinet in B $\flat$

Bassoon

Trombone

TBN INSERT:

Bassoon - answer the TBN INSERT with little "lips" gliss:

"Pedal Tone"

Alternate  $\updownarrow$  Play the "Pedal Tone", insert the gliss phrase sometimes, then go back to cluster with bas+bcl.

I

(Piano & Perc. continue)

Piano

Percussion

Block 7-8 of the lowest strings with your right hand and play them:

continue in this manner

play those (blocked) keys with left hand

10-20 sec.

Metal Sheet (play with hands)

*pp*

First, play clean.

Then, add a slow, delicate VIBRATO.

Gradually play the Vib. faster and faster, while DIMINISHING the volume.

Violin

Viola

Violoncello

(Bass Clarinet, Bassoon & Trombone Continue)

**1B**

\* Make some stops here and there, to listen.

Play very low Cluster together

Bass Clarinet in B $\flat$

Bassoon

Trombone

TBN INSERT:

Bassoon - answer the TBN INSERT with little "lips" gliss:

"Pedal Tone"

Alternate  $\updownarrow$  Play the "Pedal Tone", insert the gliss phrase sometimes, then go back to cluster with bas+bcl.

(Piano & Perc. continue)

**1**

Piano

Percussion

Block 7-8 of the lowest strings with your right hand and play them:

continue in this manner

play those (blocked) keys with left hand

10-20 sec.

Metal Sheet (play with hands)

*pp*

2

2A - Cue for Cello

(Violin & Viola Continue 1B)

Violin

Viola

Violoncello

1st round TACET! cello plays one round alone

very dirty, "scratchy" free glissandi, up & down

1st round TACET! cello plays one round alone

gliss.

gliss.

(Bass Clarinet, Bassoon & Trombone Continue)

1B

\* Make some stops here and there, to listen.

Play very low Cluster together

Bass Clarinet in B $\flat$

Bassoon

Trombone

TBN INSERT:

Bassoon - answer the TBN INSERT with little "lips" gliss:

"Pedal Tone"

Alternate  $\updownarrow$  Play the "Pedal Tone", insert the gliss phrase sometimes, then go back to cluster with bas+bcl.

2A

Piano

Percussion

Snare Drum (play with brushes) non-rhythmic, long sweeps.

around 30seconds

2B

Violin: *very dirty, "scratchy" free glissandi, up & down*

Viola: *gliss.*

Violoncello: *gliss.*

Ist round TACET! cello plays one round alone

Bass Clarinet in B $\flat$

Bassoon: *vib.*

Trombone

(\*) *sometimes add slow vib.*

2B

3A

Piano

Percussion: Gong (play roll with mallets)

Cres. poco a poco...

3A

Strings Continue

very dirty, "scratchy" free glissandi, up & down

1st round TACET! cello plays one round alone

gliss.

gliss.

3A

*Molto legato*

(\* these pitches are not exact, play freely in this manner )

Bass Clarinet in B $\flat$

Bassoon

Trombone

p

p

p

etc..

etc..

etc..

Piano & Perc. Continue

2B

3A

Gong (play roll with mallets)

Cres. poco a poco...

**3B**

Violin *Slow!*

Viola

Violoncello

*p* *f*

ON THE TALE PIECE

(BC, BSN & TBN Continue 3A)

*Molto legato*  
(\* these pitches are not exact, play freely in this manner )

Bass Clarinet in B $\flat$

Bassoon

Trombone

*p* etc..

**3C**

BC, BSN & TBN Continue 3A

**3D**

BC, BSN & TBN Continue 3A

Violin

Viola

Violoncello

Sound gets dirty

**3B**

**3C**

**3D**

Piano

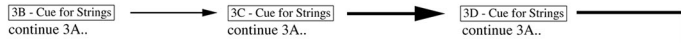
Percussion

(... Gong)



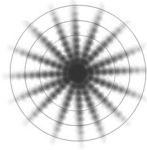
3E

Strings, BCL, BSN, TBN Continue



4

Piano + Percussion:



Explosion.

Bcl,Bsn,Tbn-Stop playing.

Piano

Cluster. Let it resonate. . . . .

Percussion

**4A - starts right after the Explosion**

**Fast, Quick Glissandi on the highest register, birdlike, with Tremolo.**

Violin

Viola

Violoncello

4B

Bass Clarinet in B $\flat$   
*sfz*

Bassoon  
*sfz*

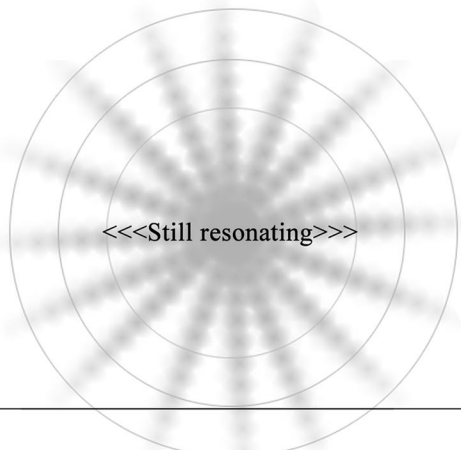
Trombone  
*gliss.*

(Strings continue)

Violin  
*p* *f* *p*

Viola  
*p* *f* *p*

Violoncello  
*p* *f* *p*



Piano  
 <<<Still resonating>>>

Percussion

4C - Strings Tacet

Pluck strings gently with your fingers, irregular rhythm and harmony (2 notes in each hand)

Piano

Percussion

Continue until you hear the "Krickets"

React to the Piano Plucking, 4-5 times each only.

Bass Clarinet in B $\flat$

Bassoon

Trombone

Don't play too much!

5A

5B

Violin

Viola

Violoncello

5A

5B - Cue for Strings

Bass Clarinet in B $\flat$

Bassoon

Trombone

Air sound, with soft singing into the Trombone

### (Piano Continues)

Pluck strings gently with your fingers, irregular rhythm and harmony (2 notes in each hand)


Piano

Continue until you hear the "Krickets"

Percussion

**6**

Electronic "krickets" from the little speaker



**6A** Strings Enter



Listen to the speaker and Follow it with your instrument

Play in similar color




**6B** Bcl, Bsn, Tbm, Pno & Perc. Enter (Strings Continue)

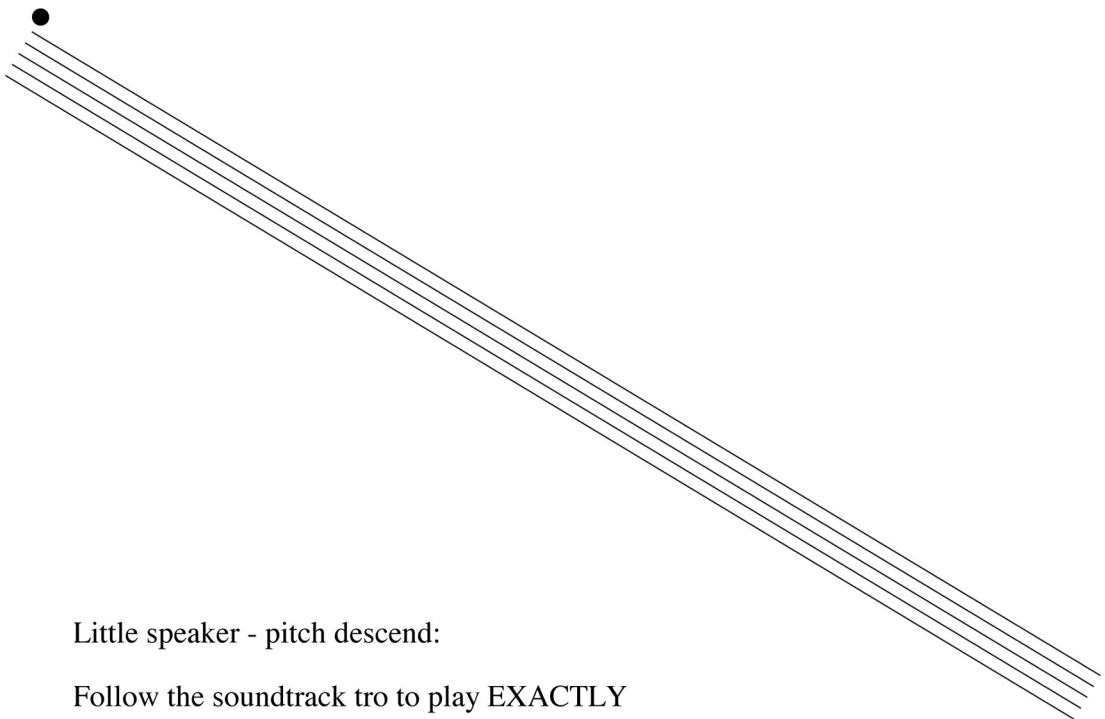


Listen to the speaker and Follow it with your instrument

Play in similar color



**6C** All:



Little speaker - pitch descend:

Follow the soundtrack to play EXACTLY

what you hear in the little speaker, until THE END.